

The background of the entire advertisement is a photograph of a woman in a light pink, long-sleeved, open-front jacket. She is looking upwards and to the right. The setting is a modern, futuristic interior with a curved ceiling, recessed circular lights, and blue ambient lighting. In the bottom right corner, there are some circular icons, possibly representing elevator buttons or floor indicators.

# ENTER A NEW ERA OF DIGITALLY ENABLED PEOPLE FLOW

KONE MonoSpace® 300 DX  
KONE MonoSpace® 500 DX  
KONE MonoSpace® 700 DX

# THE ELEVATOR EXPERIENCE, REDEFINED

In an increasingly digitalized world, everything is connected, and elevators are no exception. The KONE MonoSpace® DX redefines the elevator experience with built-in connectivity for improved people flow and a completely new and inspiring user experience.

DX stands for digital experience because with the KONE MonoSpace DX you can create an experience that really connects, on every level.

Powered by the compact, energy-efficient KONE EcoDisc® hoisting motor, the KONE MonoSpace DX saves valuable space in your building by completely removing the need for a machine room.

We help you accelerate construction and lower construction costs with productivity enhancing construction time use solutions that help building projects finish ahead of schedule.

Whether you're developing a new building or replacing the elevator equipment in an existing one, we have a solution that fits. Contact your local KONE sales representative to find out more.

## KEY SPECIFICATIONS



API ready



Connected



Max. load capacity  
2,500 kg



Max. speed  
3.0 m/s



A-Class  
energy efficient  
ISO 25745 rating



Max. travel  
90 m



Max. floors  
36



Max. persons  
33



Max. group size  
6



Carbon  
compensation  
elevator option

1

## Get more value out of every square meter with built-in connectivity

By adding connectivity to your elevators you make them smarter and more desirable – helping you get more value out of every square meter. New services enabled by the KONE digital platform and KONE Partner Ecosystem, as well as application programming interfaces (APIs), make everyday life even easier and more convenient for everyone.

2

## Accelerate construction with improved productivity

With our new improved construction time solutions and processes, we can optimize your productivity and accelerate the completion of your building projects by several weeks or even months. We make people and material flows on-site as fast and efficient as possible.

3

## Differentiate with a redefined user experience for tenants and visitors

Redefine the elevator user experience, bring your vision to life, and inspire users with our new car interior designs, functional and durable materials, direct and indirect lighting, new infotainment features, and new modular signalization.

4

## Partner for smart and sustainable buildings

Make the right decisions first time and plan your elevator down to the very last detail with our next-generation planning tools. Take advantage of our expert support and sustainable materials and technologies to help you achieve green building certifications and compliance with safety codes and standards.



### Easy to upgrade

With easy digital integration and the possibility to upgrade in the future as your needs change, you're all set to add new connected services as and when you need them.

### Best-in-class energy efficiency

Save energy and cut your building's carbon footprint with a machine room-less elevator that offers eco-efficient hoisting, high-efficiency regenerative drive, long-lasting LED lighting, and energy-saving standby operation.

### Space efficiency

Installing everything inside the elevator shaft frees up space for more profitable use. When completely replacing an elevator we can improve accessibility with a bigger car and wider-opening doors – and even reclaim the machine room as rentable floor space.



## FUTURE-PROOF YOUR BUILDING WITH BUILT-IN CONNECTIVITY

The KONE MonoSpace DX takes our market-leading eco-efficient elevators and adds connectivity to make them smarter and more desirable than ever before.

Connected people flow means your elevator solution never stands still and your building gets better with every update.

To bring you peace of mind in the digital world, cybersecurity and privacy are designed into our digital services and connections. Monitoring our digital environments around the clock helps us take proper care of them for you now and in the future.



# ADD INNOVATIVE SERVICES THAT IMPROVE CONVENIENCE AND COMFORT

KONE MonoSpace DX utilizes the KONE digital platform and secure APIs to connect elevators with a whole new suite of solutions and services that make life easier and more convenient for users.

Take advantage of digital solutions continuously developed by KONE like KONE 24/7 Connected Services for peace of mind throughout the elevator life cycle.

With KONE APIs you also have the freedom to develop your own smart building solutions, allowing you to further customize the elevator experience to meet the needs of your building and its users.

You can also benefit from solutions and services developed by the growing number of partners of the KONE Partner Ecosystem, which develop solutions that can be integrated with KONE DX class elevators.

Room 5001 - 5332  
Room 4001 - 4332  
Room 3001 - 3332  
Room 2001 - 2324  
Room 1001 - 1224  
Meeting 1 - 9  
Courtyards  
Cardio  
Lobby  
Restaurant / Bar  
Conference A - B  
Meeting C - H  
Co-Work  
Lower Deck  
Parking





# ACCELERATE CONSTRUCTION WITH IMPROVED PRODUCTIVITY

Our solutions help to maximize elevator uptime and move construction site workers and material around the building more efficiently during the construction process to help you finish your project sooner.



## KONE CONSTRUCTION TIME USE ELEVATORS

The final elevators equipped with protective materials so they can be used during construction



## 24/7 CONNECTED SERVICES

Uninterrupted people and material flow, and maximum accessibility and safety on site with predictive maintenance during construction



## KONE JUMPLIFT

A self-climbing construction time elevator solution uses the building's permanent elevator shaft during construction for smooth logistics that speed up building completion and lead to a quicker return on investment.

## PLAN FOR SUCCESS WITH KONE AS YOUR PARTNER

Your journey with KONE is a simple one. In a complex project, the pressure to stay on schedule and within plan is high. Our people and partners, from technicians to project managers, are fully committed to the highest customer satisfaction in the industry.

That is why we have the best processes and tools to support you every step of the way.

### PROFESSIONAL PROJECT MANAGEMENT

When you buy a solution from KONE, you're getting far more than just equipment and installation. Every single project we handle is led by a dedicated, accredited project manager with solid experience of running similar projects.

### BUILDING INFORMATION MODELING (BIM)

We use digital planning techniques like BIM to prepare for the installation process. This helps you understand and optimize your construction project.

### SITE READINESS

To make sure everything we need is in place before we begin installation, we can monitor and report the readiness state of the site.

### EFFICIENT INSTALLATION

The KONE elevator installation process doesn't require scaffolding, which cuts costs and minimizes disruption to other construction work on site.

### QUALITY ASSURANCE AND MAINTENANCE

Before your elevator is handed over, we take every necessary measure to ensure that you're taking delivery of a high-quality solution that will run as it should from day one.



# DIFFERENTIATE WITH A REDEFINED USER EXPERIENCE FOR TENANTS AND VISITORS

Deliver a user experience that inspires, informs, and delights. With KONE MonoSpace DX Class elevators you can harness the power of digitalization to take the elevator journey far beyond the ordinary. A whole new range of car designs, material options, and lighting and signalization choices, as well as fully customizable digital infotainment solutions, adds value to your building.

## FUNCTIONAL, DURABLE MATERIALS

Create a healthy and hygienic car interior that's easier than ever to clean, maintain, and keep looking its best with our new range of materials, including smart-surface laminates and anti-stain and anti-microscratch surfaces.

## IMPACTFUL LIGHTING

Create just the right ambience with impactful lighting. Our new range includes diffused, direct, and indirect lighting that can be combined to stunning effect.

## HUMAN, INSIGHT-DRIVEN DESIGN

People are the lifeblood of buildings, so our design philosophy is based on a human insight-driven approach that takes the whole elevator experience into account to make sure it connects on every level – from the visual to the emotional, and everything in between.

## INSPIRING INFOTAINMENT SOLUTIONS

From crisp, clear, easily updatable in-car infotainment screens to fully customizable media content, KONE DX Class elevators offer a host of different ways to inform, entertain, and inspire passengers.

# PARTNER FOR SMART AND SUSTAINABLE BUILDINGS

Now more than ever, it's vital we work together to build smart, sustainable, and adaptable buildings that last. Build greener and make sure your project is on track to meet industry codes and standards with our next-generation planning tools, safe and sustainable materials, and expert support.

## BUILD GREENER

KONE solutions and expertise can make all the difference when you're aiming to achieve green building certifications and credits for schemes like BREEAM and LEED.

## BUILD TO STANDARDS

The KONE MonoSpace DX complies with all relevant industry codes and standards. Talk to your local KONE sales representative about how we can support you with issues such as accessibility, vandal-resistance, and fire code compliance.

## BUILD WITH A SMALLER FOOTPRINT

Our elevators are already highly energy-efficient, and now you have the option to compensate the embodied carbon emissions of any KONE MonoSpace® 300, 500 and 700 DX elevators that you purchase. The compensation applies to the period up to the elevator handover date.



### PLAN AND DESIGN YOUR ELEVATOR

Digital, easy-to-use tools to help you create elevators that match your needs.



TRY THEM NOW →



# CARBON NEUTRAL ELEVATOR EXPLAINED

Now more than ever, it's vital that we work together to reduce emissions and focus on creating sustainable cities where future generations can live and thrive. To reduce the climate impact of KONE DX Class elevators, we now offer you the option to purchase them as carbon neutral whether you're developing a new building or replacing the elevator equipment in an existing one.

We compensate the embodied carbon emissions until the handover of the elevator. The option is available for selected elevator platforms.

## How do we reach carbon neutrality?

At KONE, we are following a three-step approach to reach carbon neutrality:

1. We measure our own carbon emissions and clearly communicate the carbon footprint of the elevator we manufacture in our third-party verified Environmental Product Declarations (EPDs).
2. We have defined clear, ongoing emission reduction actions to actively reduce our carbon emissions in line with our set science-based targets, environmental guidelines, and overall emission-reduction targets.
3. We compensate the remainder of the emissions – including carbon emissions from materials, manufacturing, logistics, and installation – until the elevator is handed over to the customer.



# KONE MONOSPACE® 300 DX VISUAL OPTIONS

This cost-effective elevator solution for low-rise residential buildings is durable, easy to maintain, and available in ten attractive car designs, all with clear, easy-to-use signalization.

## KEY SPECIFICATIONS



API ready



Connected



Max. load capacity  
1,000 kg



Max. speed  
1.0 m/s



A-Class energy efficient  
ISO 25745 rating



Max. travel  
40 m



Max. floors  
14



Max. persons  
13



Max. group size  
2




Carbon compensation  
elevator option



11030  
CALM GRAY



11031  
BLUE REFLECTION



11032  
COTTONGRASS WHITE



11033  
WHITE ASH



11034  
NATURAL OAK



11035  
WARM OAK



11036  
ULTIMATE GRAY



11038  
BRUSHED STEEL




11039  
SCOTTISH QUAD



11040  
FLEMISH LINEN



11041  
LIGHT WOOD




## MATERIALS AND ACCESSORIES

### WALL MATERIALS

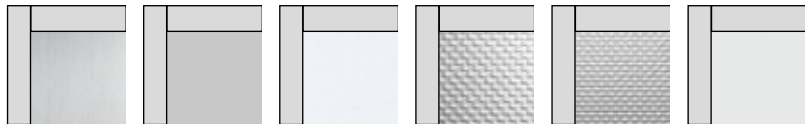


F Asturias Satin Brushed Stainless Steel  
 L235 Whiteden Ash Laminate  
 L236 Natural Oak Laminate  
 L238 Warm Oak Laminate  
 L243 Ultimate Gray smart-surface laminate  
 K Scottish Quad Textured Stainless Steel



TS1 Flemish Linen Textured Stainless Steel  
 P51 Misty Gray Painted Steel  
 P62 Blue Reflection Painted Steel  
 P63 Cottongrass White Painted Steel  
 PS9 Light Wood Printed steel  
 PS10 Dark Wood Printed steel  
 PS11 Grayed wood Printed steel

### DOOR MATERIALS



F Asturias Satin Brushed Stainless Steel  
 P51 Misty Gray Painted Steel  
 P63 Cottongrass White Painted Steel  
 K Scottish Quad Textured Stainless Steel  
 TS1 Flemish Linen Textured Stainless Steel  
 Z Zinc coated Local paint or decopanel

### FLOOR MATERIALS



SF42 Gray Granite Composite Stone / Ceramic  
 RC30 Carbon Black Rubber  
 RC32 Beige Gray Rubber  
 0 Raw surface for local finishing

### HANDRAILS



HR50 Aluminum  
 HR53 Brushed stainless steel

### CEILING MATERIALS



CL80 Asturias Satin (F) Cottongrass White (P63)  
 CL96 Cottongrass White (P63) Asturias Satin (F) (Ceiling non-compliant to EN81-70 A1 code)  
 RL12 Asturias Satin (F) Cottongrass White (P63) (Ceiling non-compliant to EN81-70 A1 code)

### SKIRTING



F Asturias Satin Brushed Stainless Steel





Interact 10 Full height, flush mounted

### CAR OPERATING PANEL (COP)

Faceplate finishings:  
 Asturias Satin Brushed  
 Stainless Steel (F)

Displays:  
 Segmented LCD  
 TFT matrix

### LANDING DEVICES



KSC 186 Partial height, surface mounted





KONE  
MONOSPACE®  
500 DX  
KONE  
MONOSPACE®  
700 DX

### KONE MONOSPACE® 500 DX SPECIFICATIONS



API ready



Connected



Max. load capacity  
1,150 kg



Max. speed  
1,75 m/s



A-Class  
energy efficient  
ISO 25745 rating



Max. travel  
75 m



Max. floors  
24



Max. persons  
15



Max. group size  
4



Carbon  
compensation  
elevator option

### KONE MONOSPACE® 700 DX SPECIFICATIONS



API ready



Connected



Max. load capacity  
2,500 kg



Max. speed  
3 m/s



A-Class  
energy efficient  
ISO 25745 rating



Max. travel  
120 m



Max. floors  
40



Max. persons  
33



Max. group size  
6



Carbon  
compensation  
elevator option



## ATTRACTIVE, DURABLE WALL FINISHES


Our specialized anti-stain, anti-fingerprint coating helps keep colored stainless steel surfaces looking as good as new by preventing staining and making fingerprints less visible.

### STEEL

#### PAINTED STEEL




P51 Misty Gray P62 Blue Reflection P63 Cottongrass White P64 Cement Green P65 Trusted Blue P66 Iron Stone Red




PS9 Light Wood Printed steel PS10 Dark Wood Printed steel PS11 Grayed wood Printed steel

#### BRUSHED STAINLESS STEEL




A Acid Proof F Asturias Satin F1\* Asturias Satin F2\* Asturias Satin (Anti-fingerprint) CB Carbon Black (Anti-fingerprint) CG Copper Gold (Anti-fingerprint) SS1 Shangri-La Gold

#### ECO ETCHED STAINLESS STEEL




ES6 Silver Bamboo ES7 Sequency ES8 Polygon ES9\* Fabric ES10 Circulus

#### MIRROR-POLISHED STAINLESS STEEL




H Murano Mirror SS2 Vegas Gold

#### ZINC-COATED STEEL




Z Local paint or decorative panels

#### SATIN STEEL



SS7 Satin Steel (Anti-fingerprint)

#### TEXTURED STAINLESS STEEL



TS1 Flemish Linen K Scottish Quad


Note:  
\* Available only for KONE MonoSpace® 700 DX and KONE TranSys™ DX

Extended lead time

Our innovative new smart-surface laminates make it easier than ever to keep your elevator clean and looking its best, with a built-in antimicrobial surface and superb resistance to stains, abrasion, and scratches. Any small scratches on the surface can be “healed”.

### LAMINATE

#### SMART-SURFACE LAMINATE



L243 Ultimate Gray L244 Trusted Blue L245 Granite Gray

#### METALLIC LAMINATE




L200 Oriental Gold

#### STANDARD LAMINATE



L209 Snowberry White L230 Beige L231 Blue Reflection L232 Lichen Green L233 Quartz Gray L234 Granite Gray

#### WOOD AND STONE-LIKE LAMINATE



L235 Whiten Ash L236 Natural Oak L237 Grayed Oak L238 Warm Oak L239 Blackened Oak L240 Cool Gray L241 Warm Brown

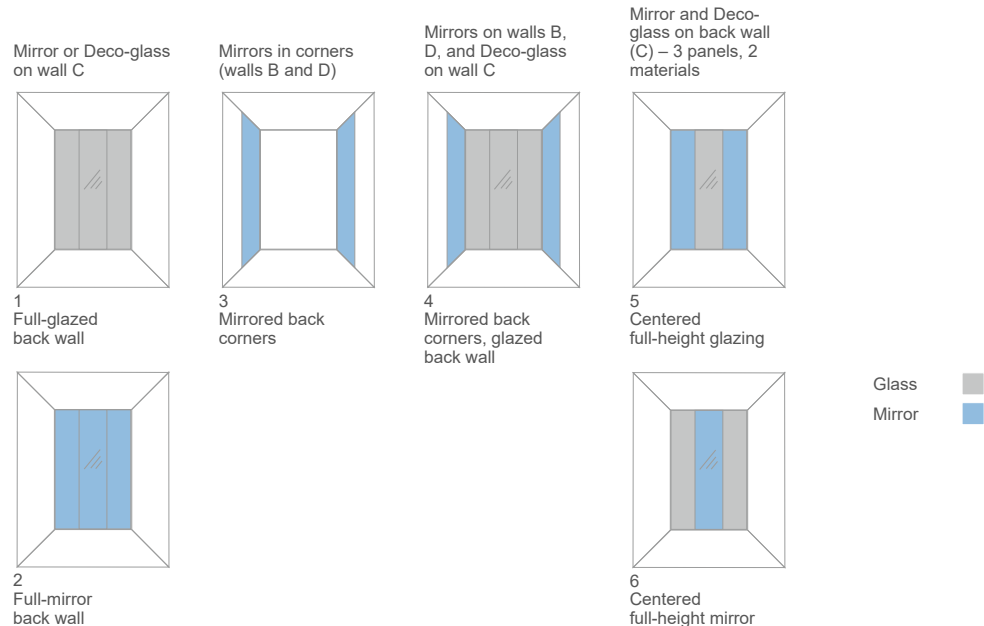


1 vertical panel per wall 2 vertical panels per wall




## DECORATIVE GLASS AND MIRROR COMBINATIONS


Complement your car design with decorative glass and mirror elements, including solid colors, digitally printed graphics, and colored mirrors.




### PAINTED GLASS



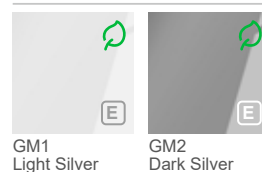
### DIGITALLY PRINTED GLASS



### TRANSPARENT GLASS



### WALL MIRROR



Note:  
Decorative glass only available for KONE MonoSpace® 500 DX and KONE MonoSpace® 700 DX. Decorative glass imposes some limitations on ceiling design and accessibility compliance.

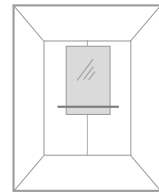
\* Only available with fully transparent back wall; cannot be combined with mirror options.

E Extended lead time

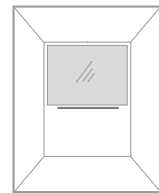
## STANDARD MIRRORS

Mirrors are a great way to add a feeling of space and reflect key design elements inside the car.

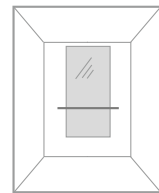
### WALL MIRROR



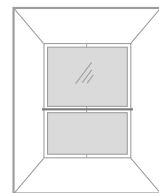
MR1  
Partial width  
Partial height



MR1  
Full width  
Partial height



MR1  
Partial width  
Mid height



MR1  
Full width  
Full height

### WIDE ANGLE MIRROR

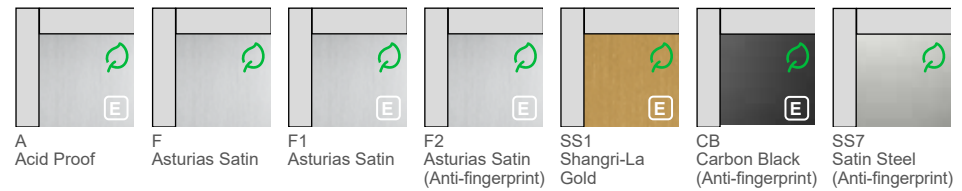


Wide Angle Mirror  
compliant with  
EN81-70

## DOOR FINISHES

Create a seamless look and feel by matching the elevator door finish with the car interior and landing entrances.

### BRUSHED STAINLESS STEEL



### PAINTED STEEL



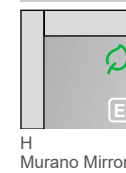
### TEXTURED STEEL



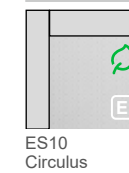
### ZINC-COATED STEEL



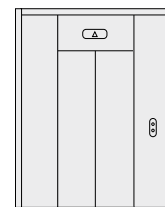
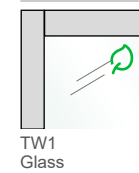
### MIRROR POLISHED STAINLESS STEEL



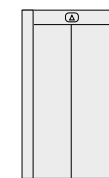
### ETCHED STAINLESS STEEL



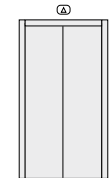
### GLASS



Front



Frame



Narrow frame

Note:  
Availability varies according to door type and product.  
Finishings available for:  
**KES 100 base duty:** TW1, F, SS1, K, TS1, Z, RALxx  
**KES 202 base duty:** P51, P61, P63, F, K, TS1, Z  
**KES 602 mid duty:** P51, P63, F, F1, H, SS1, K, TS1, CB, Z, RALxx  
**KES 800 high duty:** All above finishes


Extended lead time



## FLOORS


There are several flooring options to choose from, including composite stone for long-lasting durability even under heavy use.

### RUBBER




RC30 Carbon Black    RC31 Quartz Gray    RC32 Beige Gray    RC33 Granite Gray    RC34 Accent Green

### COMPOSITE STONE / CERAMIC




SF40 White Marble    SF41 Beige Chalk    SF42 Gray Granite

### ECO-FLOOR




EF Natural Oak

### STEEL




SS\* Stainless steel    ST\* Chequered steel

### METAL



AL Aluminium

### LOCAL FLOORING



0 Raw surface for local finishing

Note:  
\* Not available for KONE MonoSpace® 500 DX

Extended lead time

## CEILINGINGS

Our extensive range of ceilingings is complemented by attractive lighting suitable for different environments.

### INTEGRATED CEILINGINGS



LF1/LF1V\*  
Finish: Cottongrass White (P63)  
Asturias Satin (F)  
Only for MonoSpace® DX 700



RL12  
Finish: Cottongrass White (P63)  
Asturias Satin (F)  
Only for MonoSpace® DX 500

### SUSPENDED CEILINGINGS



CL151  
Finish: Murano Mirror (H)  
Shangri-La Gold (SS1)  
Lighting: LED panel



CL182  
Finish: Cottongrass White (P63)  
Asturias Satin (F)  
Murano Mirror (H)  
Shangri-La Gold (SS1)  
Carbon Black (CB)  
Lighting: LED spots & LED bar



CL195  
Finish: Cottongrass White (P63)  
Lighting: 3D design ceiling  
LED spots & LED bar



CL196\*\*  
Finish: Cottongrass White (P63)  
Asturias Satin (F)  
Murano Mirror (H)  
Carbon Black (CB)  
Lighting: LED spots & LED bar



CL80 / CL80V\*  
Finish: Cottongrass White (P63)  
Asturias Satin (F)  
Murano Mirror (H)  
Lighting: LED spots



CL80 FFL/FF  
Finish: Cottongrass White (P63)  
Asturias Satin (F)  
Lighting: LED spots



CL81\*\*  
Finish: Asturias Satin (F)  
Carbon Black (CB)   
Lighting: LED spots (black)



CL82  
Finish: Cottongrass White (P63)  
Asturias Satin (F)   
Murano Mirror (H)   
Lighting: Directed LED Spots  
Colored spot reflector in white, yellow, or blue



CL96 / CL96V\*\*\*  
Finish: Cottongrass White (P63)  
Asturias Satin (F)  
Lighting: LED PCB



CL96 FFL/FF\*\*  
Finish: Cottongrass White (P63)  
Asturias Satin (F)  
Lighting: LED PCB



CL109  
Finish: Cottongrass White (P63)  
Asturias Satin (F)  
Lighting: LED PCB

Note:  
\* CL80V, CL96V, and LF1V available only in F Asturias Satin Brushed Stainless Steel  
\*\* Ceilings non-compliant to EN81-70 A1 code

Extended lead time

### FINISHES




P63 Cottongrass White Painted Steel



F Asturias Satin Brushed Stainless Steel



H Murano Mirror Polished Stainless Steel



CB Carbon Black Brushed Stainless Steel (Anti-fingerprint)



SS1 Shangri-La Gold Brushed Stainless Steel

## ACCESSORIES

Add the finishing touches with our wide range of accessories, including handrails with an anti-microbial coating that improve elevator hygiene by helping to prevent the spread of germs.

### HANDRAILS



HR61  
F



HR65  
F



HR34  
LBE (black)



HR94  
F  
EN81-71 Cat 2 compliant  
Only for MonoSpace® DX 700



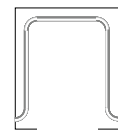
HR81-HR81TR  
F, SS1, P70



HR71  
WDO - Blackened Oak  
with brushed stainless steel  
fixings



HR64-HR64TR  
F, SS1, P70,  
EN81-70 compliant



H64 and HR81 available in  
continuous version  
(HR64TR and HR81TR)

### FINISHES



F  
Asturias Satin  
Brushed  
Stainless Steel



P70  
Carbon Black  
Brushed  
Stainless Steel  
with surface  
finish "The Inox  
in Color"  
(Anti-fingerprint)



SS1  
Shangri-La Gold  
Brushed  
Stainless Steel

### SKIRTING



F - Asturias Satin  
F1 - Asturias Satin \*  
A - Acid Proof \*



SS1 - Shangri-La Gold



CB - Carbon Black  
(Anti-fingerprint) \*\*

Note:  
Skirting is mandatory for  
KONE MonoSpace® 700 DX and  
KONE TranSys™ DX  
In KONE MonoSpace® 500 DX skirting is mandatory with  
a laminate wall or stone flooring.

\* Only for KONE MonoSpace® 700 DX and  
KONE TranSys™ DX  
\*\* Only for KONE MonoSpace® 500 DX with  
standard car size

Extended lead time

### BUFFER RAILS



BR2  
TS - Flemish Linen



BR2  
L236 - Natural Oak



BR2  
L239 - Blackened Oak

### SEATS



L234  
Granite Gray

Extended lead time

## TENANT DIRECTORIES AND MEDIA SCREENS

### TENANT DIRECTORIES



The tenant directory is completely customizable and can be easily updated according to your needs.

Directories can be installed either vertically or horizontally.

Sizes:



TD3 \*



TD4 \*

Materials:  
Brushed stainless steel base  
Tempered glass door  
Brushed or polished aluminum





# SIGNALIZATION

## KONE INTERACT

## KSS 180

The KONE Interact and KSS 186 signalization lines are designed to provide simple, reliable user interface for the low and mid-rise buildings. They are equipped with full or partial height control operating panels made of stainless steel, which are also provided with LCD displays as well as control components.



KONE Interact 10  
Full height,  
flush mounted

KONE Interact 20  
Full height,  
flush mounted

### CAR OPERATING PANEL (COP)

Faceplate finishings:  
Asturias Satin Brushed  
Stainless Steel (F)

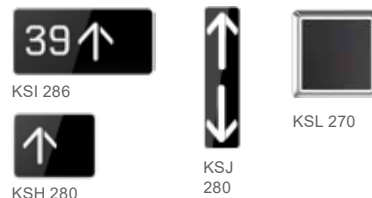
Displays:  
Segmented LCD  
TFT matrix

Type:  
Rectangular  
Round



KSC 186  
Partial height,  
Surface mounted

### LANDING DEVICES



KSL 186

## KSS 140 – READY FOR ANYTHING

The KSS 140 vandal-resistant signalization family is designed for low and mid-rise buildings where the elevator equipment needs to be able to cope with tough challenges.

Everything from the faceplate to the buttons, displays, and even the screws, is designed to be vandal resistant. KSS 140 signalization complies with the EN81-71 (Cat 1) standard for vandal-resistant elevators.

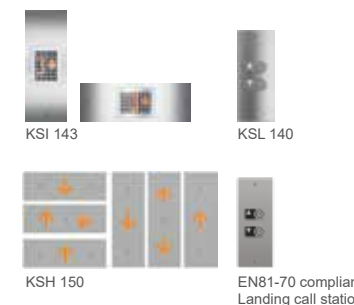


### CAR OPERATING PANEL (COP)

Faceplate finishings:  
Asturias Satin Brushed Stainless Steel (F)  
Scottish Quad Textured Stainless Steel (K)

Displays:  
Scrolling dot matrix (amber)

### LANDING DEVICES



KSC 143PH, Partial height  
KSC 143FH, Full height

## KSS H

The horizontal COP, according to EN81-70 Annex B, improves elevator accessibility for wheelchair users and those with visual impairments. Installed alongside standard signalization inside the elevator car and accompanied by a handrail, the COP features extra-large buttons with tactile and braille markings, and is finished in durable stainless steel.



Faceplate finishings:  
Asturias Satin Brushed Stainless Steel (F)

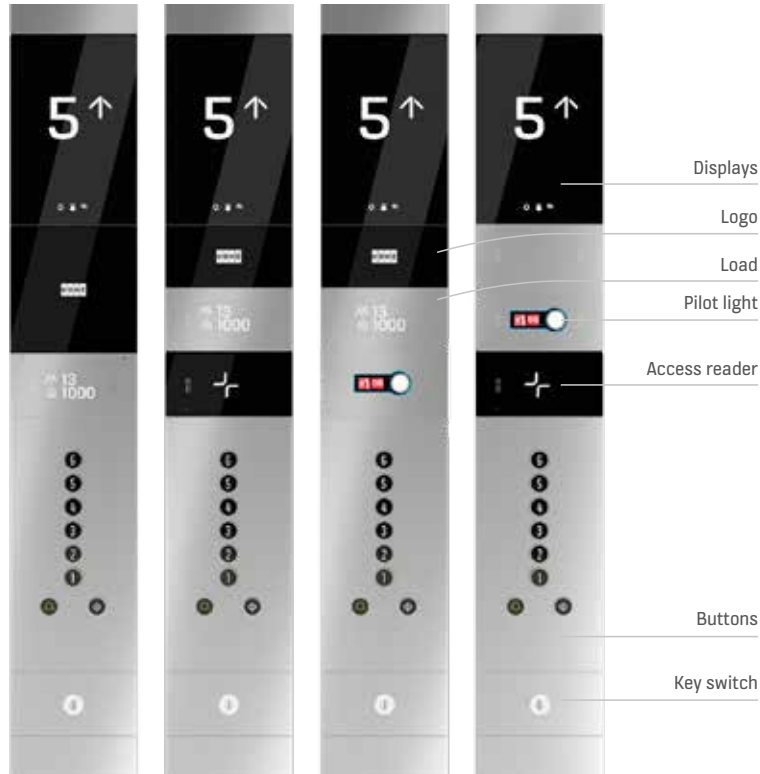
Displays:  
None

KSC H70, up to 12 buttons  
KSC H40, up to 6 buttons


# KSS 700

The flush-mounted KSS 700 signalization family for residential and commercial buildings is a revolution in elevator design. Its modular structure means you can swap out different elements – such as the faceplate, display, and even buttons – to add new functions and create a unique look and feel.

## CAR OPERATING PANEL (COP) – MODULAR SYSTEM



### COP FACEPLATE FINISHES



F Asturias Satin Brushed Stainless Steel

H Murano Mirror Polished Stainless Steel

SS2 Vegas Gold Polished Steel

CB Carbon Black Brushed Stainless Steel (Anti-fingerprint)

CG Copper Gold Brushed Stainless Steel (Anti-fingerprint)

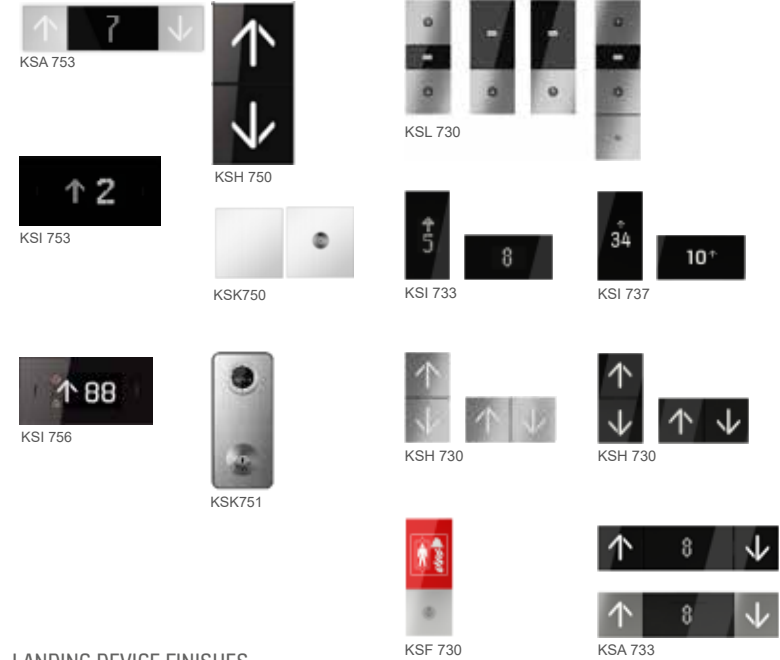
### DISPLAYS




Scrolling dot matrix (KSC 733)

Celografické LCD (KSC 737)

## LANDING DEVICES



### LANDING DEVICE FINISHES



ST4 (F) Silver Brushed Stainless Steel

MP1 (H) Silver Polished Stainless Steel

CB Carbon Black Brushed Stainless Steel (Anti-fingerprint)

KSC 733 Full height  
KSC 737 Full height

**E** Extended lead time



# KSS 800



KSC 863 Full height

KSC 833 Full height

KSJ 853

## CAR OPERATING PANEL (COP)

The KSS 800 Signalization is dedicated for commercial buildings.

## LANDING DEVICES AND DISPLAYS




KSP 833

KSP 853

KSP 858



KST 850 / 860  
Without backlight / With backlight



KSO 857

## DESTINATION GUIDANCE DISPLAY (DGD)

A display device KSG 857 is used with KONE Turnstile 1000 (KT1000) in case of integration with KONE Destination Control System and KONE Access or 3rd party ACS provider. Similar device KSG 847 is used with 3rd party turnstiles. They activate a direct home-floor call when a person passes through the turnstile.



KSG 847  
DGD 3rd party module

**Faceplate finishing**  
KT100 & KT1000 Top glass with black back printing

**Displays**  
Full graphic color LCD 7"

**Fixing type**  
Flush mounted to KT100 & KT1000 top rail



## TOUCHSCREEN DESTINATION OPERATING PANEL (DOP)



KSP 858  
with pedestal

**Faceplate finishings:**  
Glass with black back printing

**Finishing**  
Aluminum deep black anodized  
Aluminum light silver anodized

**Buttons**  
Only accessibility button on side, others on screen  
Symbol is tactile silver  
NA button white on black


**Displays:**  
Full graphic LCD

**User interface types**  
Keypad  
Grid  
List

**Fixing type**  
Semi-flush (KSP 888)  
Surface mounted (KSP 858)  
Pedestal (KSP 858)

**Access control**  
Reservation for ACS reader

## ELEVATOR IDENTIFIERS (EID)



KST 850, Passive

KST 860, Active

KST 830, Passive

KST 840, Active

KST 880, Passive

KST 890, Active

KONE provides innovative and eco-efficient solutions for elevators, escalators, automatic building doors and the systems that integrate them with today's intelligent buildings.

We support our customers every step of the way; from design, manufacturing and installation to maintenance and modernization. KONE is a global leader in helping our customers manage the smooth flow of people and goods throughout their buildings.

Our commitment to customers is present in all KONE solutions. This makes us a reliable partner throughout the life cycle of the building. We challenge the conventional wisdom of the industry. We are fast, flexible, and we have a well-deserved reputation as a technology leader, with such innovations as KONE MonoSpace® DX, KONE NanoSpace™ and KONE UltraRope®.

KONE employs close to 63,000 dedicated experts to serve you globally and locally.

## KONE HRVATSKA

Zagrebačka cesta 145A/III  
10000 Zagreb  
Hrvatska  
Telefon: +385 1 3867 130  
[info.croatia@kone.com](mailto:info.croatia@kone.com)

[www.kone.hr](http://www.kone.hr)